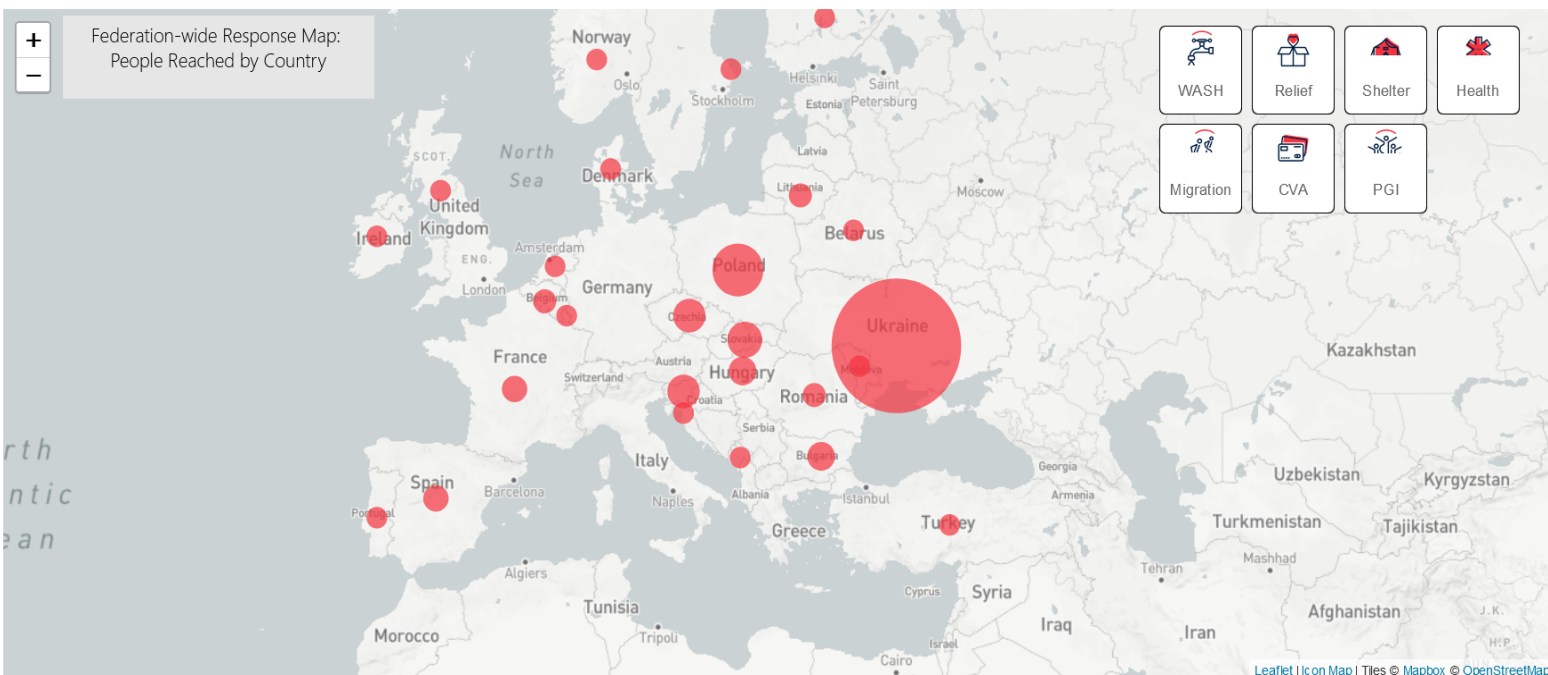


Overview

The scale and extent of this crisis is unprecedented and has mobilized a major response from across the IFRC-wide network. Many National Societies have responded internationally to support sister National Societies, like the Ukrainian Red Cross Society, either through the IFRC Appeal or through bilateral support between member National Societies. Many others are also working in their own countries to support people arriving. The IFRC network is also working closely with the ICRC in Ukraine and other countries more closely linked to the conflict.

This Federation-wide picture of the Ukraine and impacted countries crisis response provides an overview across all response levels in words and images. Neighboring impacted countries (Hungary, Slovakia, Romania, Moldova, Belarus and Russia) and the broader secondary impacted countries, mainly European countries, are receiving refugees/displaced people fleeing the conflict. In all countries, the National Societies are working according to their auxiliary role in supporting their governments and in line with other actors, including Civil Protection.



Federation-Wide Response Overview as of 16 June 2022

Data scope and limitations

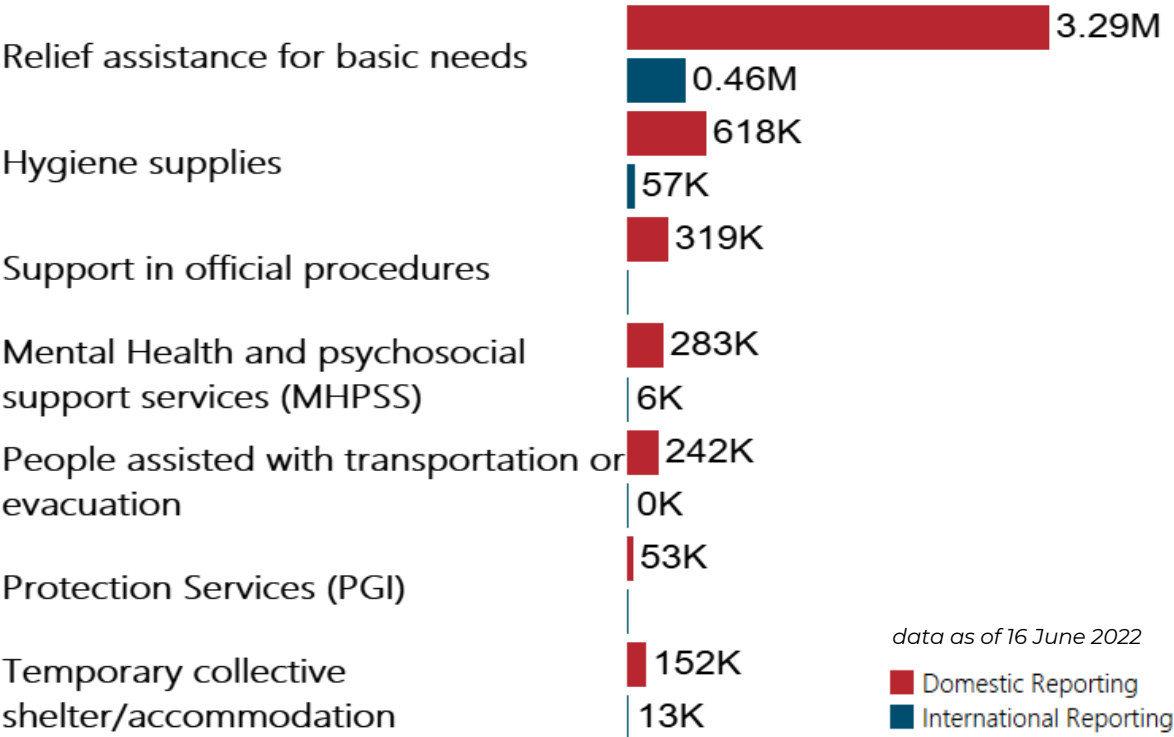
- The data outlines both the data relating to international support from one National Society to another, as well as domestic assistance provided to people arriving in the National Society's own country.* This separation of these contributions into international or domestic support can be found in the detailed Federation-wide data on the GO Platform.
- Missing data and breakdowns:* National Societies have diverse data collection systems and processes that may not align with the standardized indicators set by the Ukraine and impacted countries crisis operational response framework. Data may not be available for some indicators, for some National Societies. This may lead to inconsistencies across different reporting tools as well as potential underestimation of the efforts led by all. National Societies are not required to give full income and expenditure breakdowns, so the number of reporting National Societies might not be consistent across the different sections of this summary.
- Reporting bias:* The data informing this Federation-wide overview is self-reported by each National Society (or its designated support entity) and may be subject to reporting bias.



Response at a glance

33 National Societies reported their domestic or international activities

People reached with



141,229 people received multipurpose cash
CHF **12.6M** have been distributed



Volunteers involved in the operation
114,826 domestically, **111** internationally



164,414 tons of goods distributed by National Societies



Humanitarian Service Points/ distribution points
354* domestically, **1** internationally
*The number reported previously included information points. Both figures will be monitored separately in the future.



85,487 people trained in First Aid domestically



Branches responding
2,021 domestically, **38** internationally



1,957 people accommodated by host families

* Figures in this overview are rounded to the nearest figure for ease of reading. Exact figure for each indicator is available on GO platform.



People reached by the Red Cross and Red Crescent response in Ukraine and impacted countries

The data outlined below shows a Federation-wide overview of all assistance provided to people in need, either through the IFRC Appeal or through bilateral support between member National Societies. Many National Societies are also working in their own countries to support people arriving.

This data and supporting narrative is presented according to the headers of the IFRC Appeal:

- Health and care, including Water, Sanitation, and Hygiene
- Integrated assistance
- Protection, Prevention and National Society Strengthening

Health and care, including Water, Sanitation, and Hygiene



85,487 people have been trained in First Aid and 50,969 have received public health care services

Health and well-being are critical for the people affected by this conflict. RC volunteers have been trained and are providing First Aid and basic health services for those at border crossings or transit points and in temporary accommodation, in most of the impacted countries.



282,957 people have received psycho-social support and 612,311 people received hygiene parcels

A key area of support is PSS and psychological first aid, with RC volunteers providing this timely support in both transit and settlement locations. The provision of hygiene supplies has also been vital for people on the move and are particularly the needs of women and children.

Integrated Assistance



141,229 people have received multipurpose cash

To ensure the flexibility of the response to this rapidly changing context, the IFRC network is quickly scaling up its delivery of cash, through pre-charged cards, to assist those on the move. The rapid scale up of country-wide cash systems is challenging but moving quickly in the Ukraine, Poland, Slovakia, Romania and some third ring countries, such as Spain, Italy and Germany. It will also soon be operationalised in other impacted countries. Community Engagement and Accountability measures are being set up across all programming to ensure effective communication with affected people.



2.2 million kilograms of assistance has been procured and distributed

The IFRC is working through joint pipelines, including with the ICRC, to ensure the effective supply of goods to the URCS warehouses, to be distributed by their volunteers. This has been an effective way to get much needed assistance to those affected by the conflict. In neighbouring, impacted countries, some items are being pre-positioned for potential future waves of people fleeing the conflict.

Protection, Prevention and National Society Strengthening



354 Humanitarian Service Points are active in domestic contexts

The IFRC network has experience working with refugees and migrants across Europe and is supporting Humanitarian Service Points (HSPs) to provide for a range of needs, from physical and mental health (see above) to the need for information, access to legal advice, signposting, RFL services, phone contact through to referrals for vulnerable people including children. The HSPs can be flexible mobile units or centers providing multi-functional support as needed.



53,056 people received protection services and 63,048 children enjoyed child-friendly spaces

Protection and gender-based violence issues are critical for vulnerable people inside the Ukraine and on route to other countries. Women, children, older people and people with disabilities are particularly vulnerable. The RC is reaching out to recognise these needs at border points, transit stations and in host families and to support or refer people to safe and appropriate settings as required. CEA measures are being set up across all programming to ensure effective communication with affected people.



2,021 branches responding domestically, 38 internationally

The strengthening of the National Societies' capacities and management in each country is central to the IFRC network's ability to respond effectively at a national and local level. It is vital that the network works together in a coordinated way to strengthen both the national management capacity of each Society, as well as its regional branches and grass-roots capacity and the interface between them.



114,826 volunteers are working domestically in the response

The work of the National Society volunteers is at the heart of the effective delivery of this response. Many National Societies have received new volunteers in response to the crisis and need support to urgently develop and strengthen their volunteer recruitment, retention and management systems to integrate this growing volunteer base for both the immediate and long-term future.



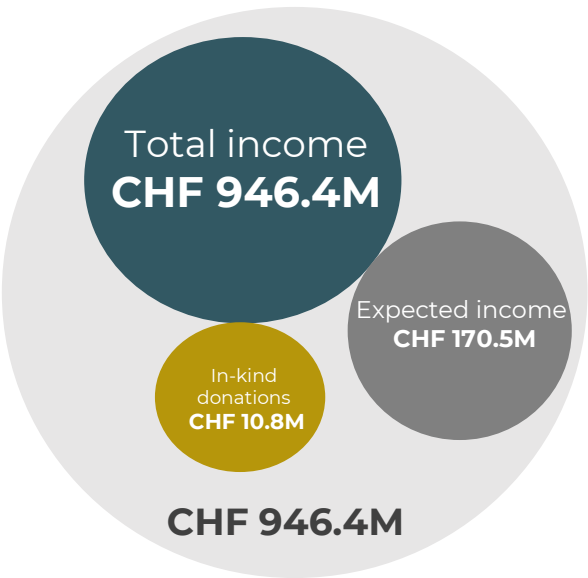
Financial data

Since the beginning of the Ukraine and impacted countries crisis, IFRC obtained financial data from 42 National Societies, 34 reports through Federation-wide data collection and 8 reports through secondary sources. National Societies are not required to give full income and expenditure breakdowns, so the number of reporting National Societies might not be consistent across different sections and breakdowns might not add up to the total figures provided.

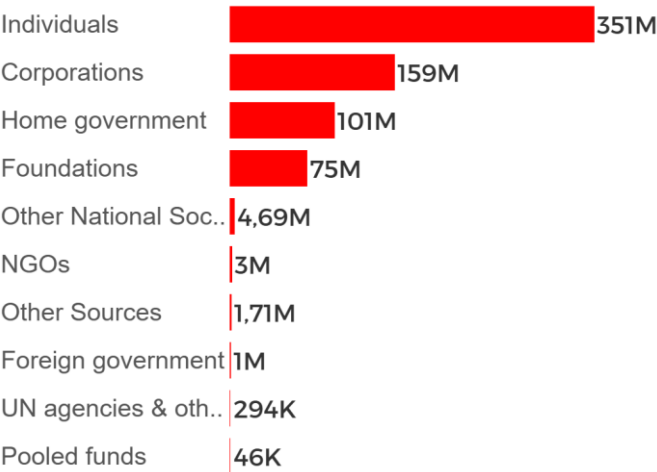
Income

CHF 946.4M

Income data is available for 42 National Societies, out of which 26 with a full or partial breakdown



Sources of income (CHF)



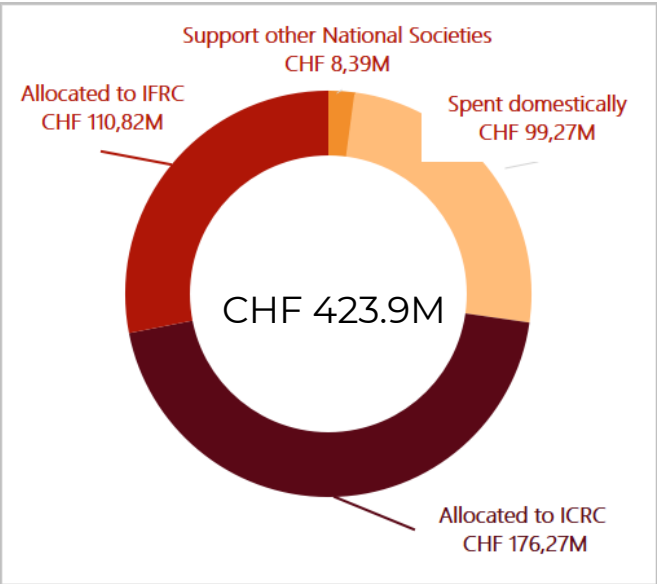
Expenditure/Allocated Funds CHF 423.9M

Expenditure data is available for 24 National Societies, out of which 22 with a full or partial breakdown

Many National Societies have highlighted that reports are based on estimations and allocations might be based on initial plans and discussions.

National Societies might report financial figures in their local currency. FDRS uses an average exchange rate over the month before the reported date to convert the currency to Swiss Francs.

This chart shows the expenditure and fund allocation breakdown reported as of 16 June 2022 by National Societies



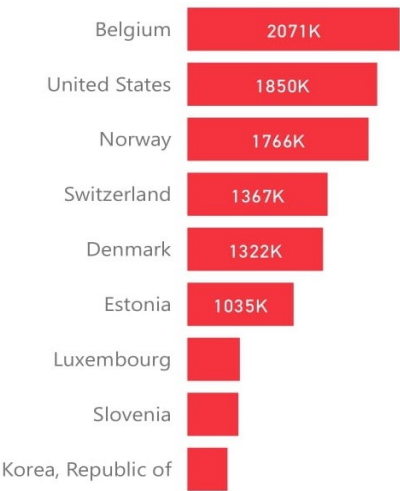
Financial Supporting Links

Total expenditure (CHF)
12.71M

of PNSs reporting
19

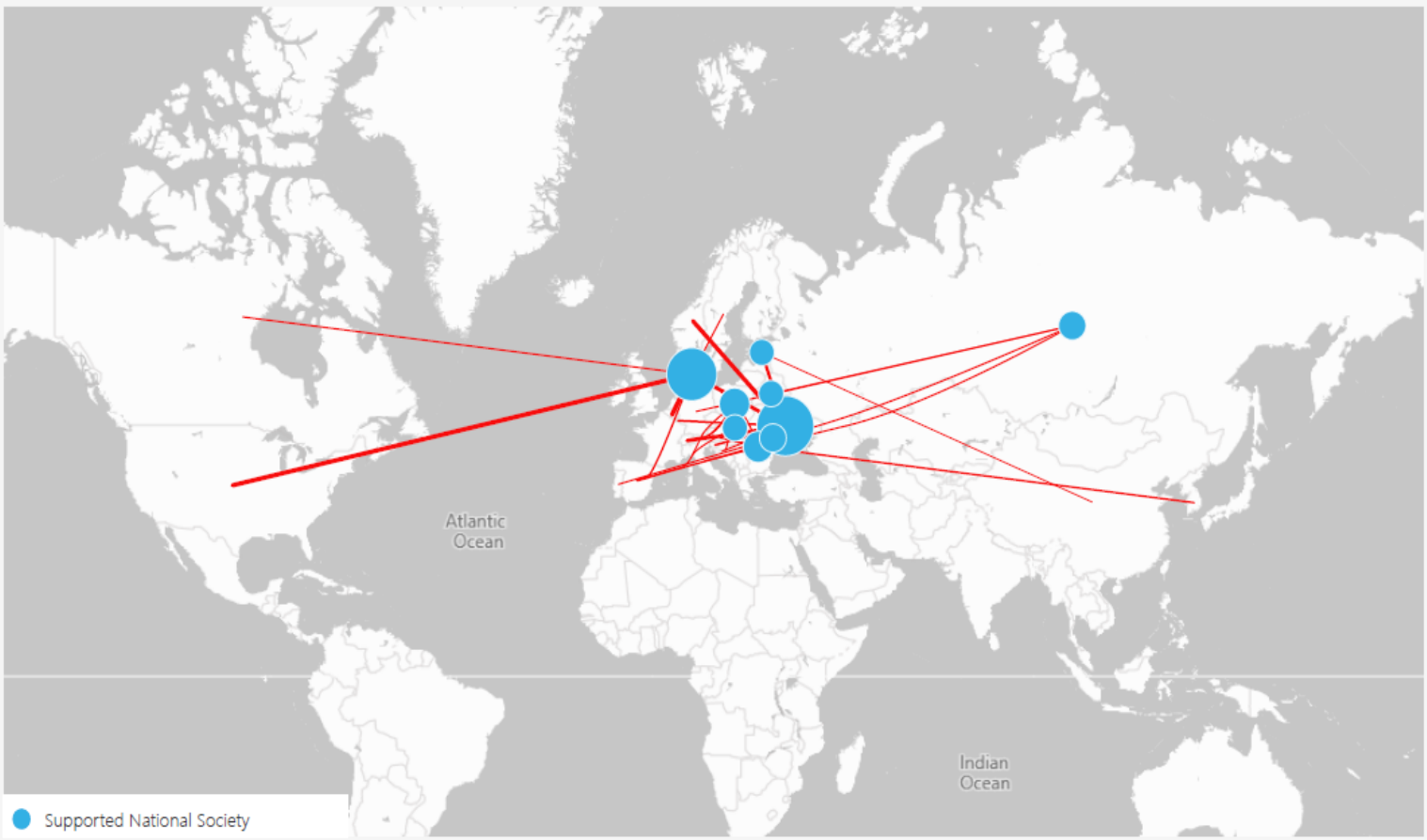
of countries of implementation
10

Top 10 Supporting Partner NS



Since the beginning of the Ukraine and impacted countries crisis, IFRC obtained financial supporting links data from 19 National Societies showing the solidarity that has taken place within the federation since the beginning of the response.

The financial links lead for the most part to the most impacted countries by the crisis. This in order to directly support the local response of the implementing National Societies. In addition to direct financial support from the Federation, this support enables National Societies to increase their capacity to respond to the crisis.



Federation-Wide Supporting Links Map as of 16 June 2022

